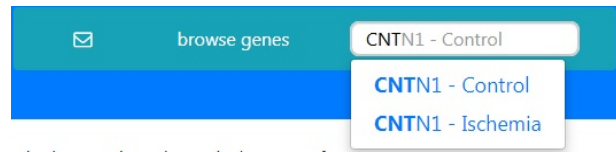


Instructions for navigation: *monkey-niche.org*

1. Search for a gene – type the gene symbol in the box in the upper right corner of the screen (currently, images for 150 genes are available)



2. Browse the list of genes currently available – click “*browse genes*” (1 control and 1 ischemic section are presented for each gene)

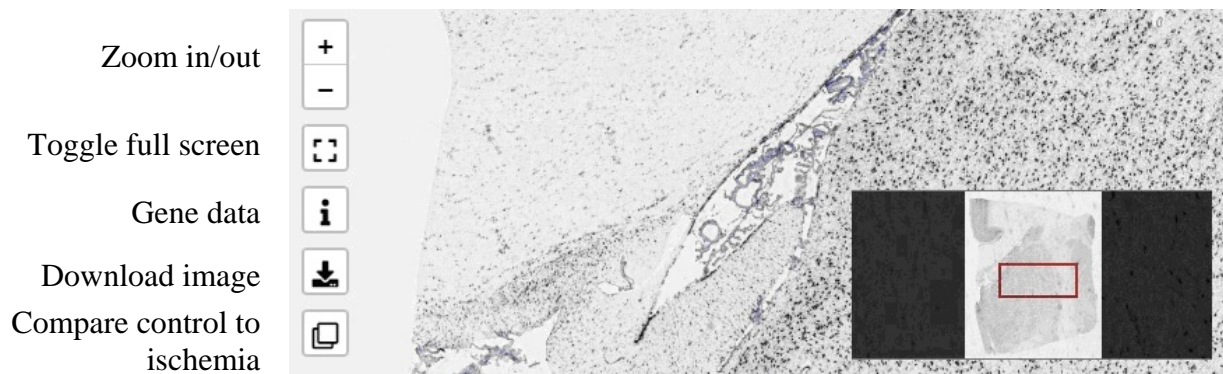
2.1. Gene data (accession ID, sequences of primers and template): click the gene symbol.

2.2. Click “Download” to get an image (compressed JPEG) showing overview of the respective section.

2.3. Click the thumbnail to view the section as a virtual microscopic slide.

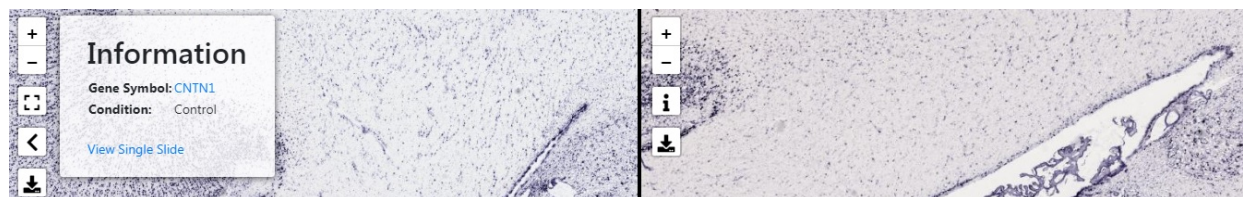
2.1		2.2	2.3
CNTN1	Control	Download	
CNTN1	Ischemia	Download	

3. Interactive tools for observing a virtual slide.



A mini-map in the lower right corner depicts the region viewed at the moment of the virtual slide.

4. In “compare gene” (dual-image) mode use the button to see the condition that corresponds to each image or to exit the dual-image mode.



E-mail us with questions or comments.